

My Learning Fusion – Release 2.0 (Whirlpool)

Welcome to the official release notice for Version 2.0 ‘Whirlpool’ where we have introduced a whole new communications centre for parent newscasts. We have also introduced the much anticipated ‘MarkBook’. These two powerful new features streamline the handling of Parent communications and grades.

As always, we welcome feedback for ideas, improvements and testing from everyone within the community. You can provide feedback within your product by clicking “Create a ticket” at the lower left of your system once logged in.

We hope you enjoy this edition, and look forward to the next edition, entitled “Fornax” in mid August 2017.



Alan Sawyers
(Technical Director)

Contents

Major New Features	Page 3
Minor New Features	Page 8
Bug Fixes	Page 14
Next Minor Release	Page 15

These release notes are also available on your login page by clicking “**•2.0**” at the lower right. They’re also at the footer of your product entitled “**Latest Release Notes**”.

Major New Features

Parent Communications Centre



Comms
centre

We've added a single point of entry to manage all notifications to parents. Here you can send one-off 'Push Notifications' to all parents or to the parents of a group. You can also send push notifications to 'Feeds' that parents can use to follow a topic of interest such as the school football team.

There are two types of communication:

Newscasts

Newscasts are single, 'one off' items of news or information sent out to all parents or parents of a group of students. Parents are forced to receive these newscasts and do not have the option to unsubscribe.

Feeds

Feeds are a series of newscasts about one area of school life. The feed newscasts are sent out over time and parents can choose whether to unsubscribe from any feed.

What can be included in a newscast?

You can add the following to newscasts:

- Text
- Images
- Videos
- Links
- Documents

Who can create newscasts and feeds?

The Admin can add any member of staff as an Editor of all functions of the Communications Centre. With the editor rights, teachers can do what the Admin could do with the Parent communication centre.

Without Editor rights, teachers can create a newscast to a parent group they are a member of.

Will all parents receive the newscast?

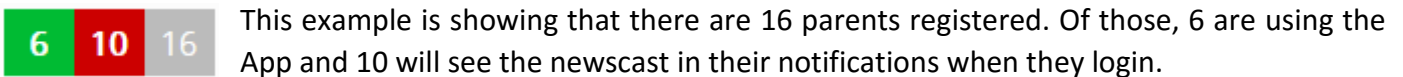
All parents who have a Parent Portal account in My Learning Fusion will receive the newscast as a notification containing the title and description of the newscast. They can choose to click to view the full newscast.

- Parents who have the My Learning App on their phone or other mobile device will receive a 'push' notification.
- Parents who log into the Parents' Portal from their computers will see that they have a new notification as shown below.







How will I know how many parents have the App?

When you enter the Communications Centre, you will see a colour block at the top right:



When you **publish** a newscast, the record will show

- how many parents were sent the newscast
- how many of the parents use the App (Audience reach)
- how many times the newscast has been accessed (click count)


Type	Created	Audience reach	Click count	Published	view details	Options
	30/03/2017	7 / 9  78%	5	30/03/2017		

If you 'view details' you will see:

- who has viewed the newscast
- if they received a push notification via the App
- what mobile platform they were using

Name	Linked to student	Device type	Has app	Push sent
alan sawyers-yahoo	Mark Young	Android	Yes	Yes

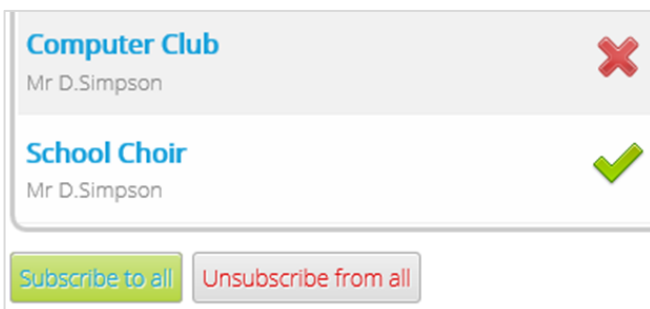
How do parents manage their feeds?



Parents can very simply subscribe and unsubscribe to available feeds at any time on the Parents' Portal.

They should click on the 'Feeds' button to go to the list of available feeds:


They can click the tick or cross to subscribe and unsubscribe.
They can use the buttons to subscribe to and unsubscribe from all feeds.



[Click here to view the pdf and video guides to the Parent Communication Centre.](#)

New Parent Portal Look and Feel

We have been using a coloured block approach on the Parents' Portal with some of our schools for some time now. This look and feel has proven popular with parents and we have therefore rolled this out to all our schools.





William Brookes


Last login: 01/06/2017 | [Change account](#) | [Add child](#)


You have new notifications
⚙️ 6


Parent Portal



 Feeds



 Grading Centre



 Home Work



 Calendar



 Class Groups



 Learning Spaces



 School Areas



 Content Library



 My Files



 Task List



 Group websites


 Profile


 Attendance



 Behaviour


 Time Table


 Reports

Parent Advert
School Advert

(Click here to expand)



Parent Survey

Parent evening presentation

Latest news

Newsletter
★

- Video Newsletter July
- Brass Band Success!
- Film Club - Frozen
- Auditions for Grease, The Musical

Events

Y7 Assembly

06/06/2017 @ 10:00 → 10:45

[> View events calendar](#)


The MarkBook

For some time, ML Fusion have been working on a central statistics engine which can gather and report all learning and assessment results within the product. Indeed, this is a key aspect of the reason that My Learning has created the “Fusion” product.


The new Mark Book will allow ALL student’s grading results gathered from Forms, Homework, Tasks and Quizzes to be reported upon centrally within the MarkBook.

Even more importantly, this new feature also allows teachers to enter manual marks for any type of work or assessment, much like traditional mark book’s.

Markbook















Science 2b / Science 

From 29/05/2017 to 05/06/2017

Use Categories View mode: Grade Template: Percentage 

Add grades

[+ Create new](#) [↓ Import grades](#)

Student	Average percentage	Average grade	Science exam 2	Cells Quiz	Plant cells questions	Science Exam 1	Genetic inheritance	Titration
Brookes William	76%	 76	 8	 3	 8	 7	 75	 7
Yap Mark	83%	 83	 9	 3	 7	 9	 85	 8

The MarkBook will report the students’ grades in reports that can be exported and viewed alongside traditional reports in the Parents’ Portal



[Click here to view the pdf and video guides to the MarkBook.](#)

Minor New Features

Changes to banner navigation

To make it easier for users of smaller touch screens, we have dropped the top navigation bar to the foot of the banner and slightly increased button size.



New dashboard panel buttons

The New 'four-way arrow' button provides one-click access to move panels and add new panels



When you have finished changing your panels, simply click the green tick to save.



Homework report

We've added a new homework reporting tool where you can view on one screen the number of homework items set by teacher, class, subject and date range. You can then view the progress and outcome for each homework. The data can, at each stage, be downloaded as csv spreadsheet files.

Overview > S.Woods > 7/EN2


[Export to csv](#)















Home work	Students assigned	Submitted	Graded	Not graded	Completed	Incomplete
Hamlet Graveyard Soliloquy	2	1	1	1	0	2

Gadget update



The 'Gadget' toolbar button in the 'Editor' now leads to a simpler screen with all available gadgets visible on one level

 **Choose a gadget**





 Bulletin horizontal Show multiple news bulletins across your page.	 Google map Embed a Google map by providing a place name.	 Embed HTML Code Copy and paste HTML code into your website
 Embed a docx Choose a docx document to embed in your webpage	 Embed a PDF Choose a PDF document to embed in your webpage	 Embed SWF file Create an Adobe Flash object by selecting an SWF file
 Embed website Embed a web page from any location on the internet.	 Facebook plugin Copy and paste HTML code into your website	 Twitter widget Create and customise your Twitter widget
 YouTube Video Use embed code to insert a YouTube video	 Blog Show a blog on your page	 Calendar Show calendar entries on your page
 File browser Create a virtual file browser on your page	 Photo gallery Create a gallery from the contents of a folder	

Homework filtering

For quick view of just the homework you are interested in, we have added homework filtering.

By default, in the homework manager, you will see only homework created by you. Filters are provided at the top of the page to help you view homework by teacher, group, subject and date range.

Filter

 Teacher: Me	 Group: Any ✕	 Subjects: Any ✕	 Date Range: Any ✕
---	--	---	---

Manage page update

The manage page has been re-organised to group management functions more logically and the layout has been streamlined to provide a cleaner looking screen that is easier to read.

Reports and data

[Reports](#)
[School MIS](#)
[Amend attendance](#)

[Markbook](#)

Security management

[Password manager](#)
[Security settings](#)
[FTP Settings](#)

[Censor filter](#)
[Delegation](#)
[Diary approvals](#)

Parents

[Parent policy](#)
[Parent portal](#)
[Com centre](#)

Policies and permissions

[Notification policy](#)
[Messaging policy](#)
[User profile policy](#)

Percentage grading template

We've added a new default grading template to offer percentage grades.

Rating ✕

Click on the level you would like to reward this item.

100	99	98	97	96	95	94	93	92	91	90	89	88	87	86	85						
84	83	82	81	80	79	78	77	76	75	74	73	72	71	70	69						
68	67	66	65	64	63	62	61	60	59	58	57	56	55	54	53	52	51	50	49	48	
47	46	45	44	43	42	41	40	39	38	37	36	35	34	33	32	31	30	29	28	27	
26	25	24	23	22	21	20	19	18	17	16	15	14	13	12	11	10	9	8	7	6	5
4	3	2	1																		







89

89%

89

Ability to hide percentage from a grade

We've added the option to hide the underlying percentage grade when applying a grading template to students' work on your platform.

Symbol	Colour	Short label *	Extended label	Percent *
		Exceeding	This student has exceeded expectations.	70
		Expecting	This student is meeting expectations.	40
		Emerging	This student's capability in this work is emerging.	0

Hide percentage Note: The percentage of the grade will still be used in any calculations.

Homework 'Copy icon'

When copying and moving homework, we have changed the 'fingerpost' icon to the 'clone' icon used elsewhere in the system.



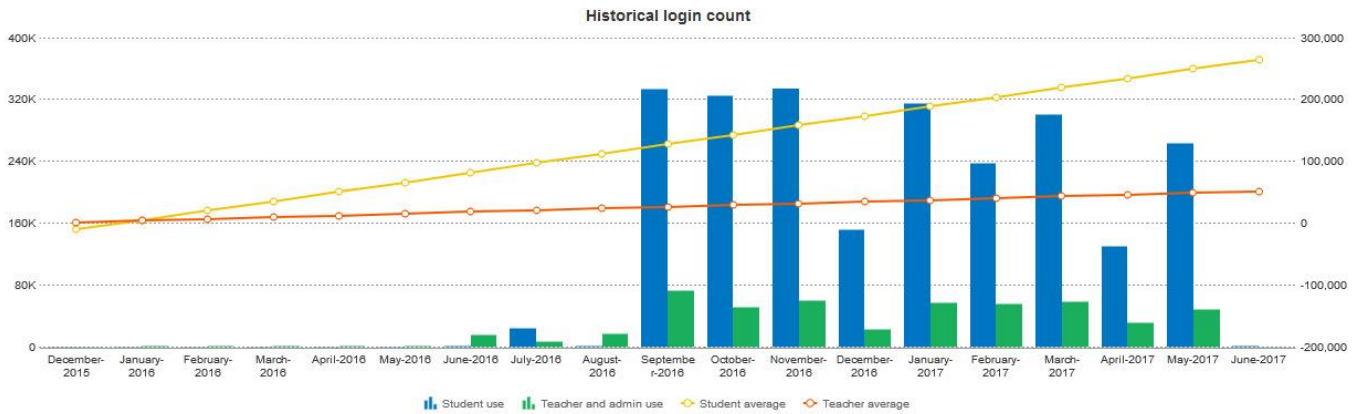
New files supported



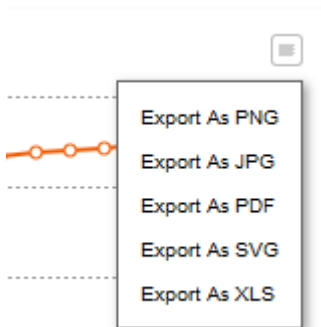
We've added support for .sng files. These are digital data files that may contain sounds or other digital data.

Upgrading data graphs

We are gradually updating the graphs used for reporting throughout the system. An example of this is the 'Inception Activity' graph; login activity since your platform was created.



Data and images from all these three graphs can be exported by clicking on the icon at the top right of any of these new graphs.



New Student Report

We have created a student report that lists students with their total login and last login date. The report can be filtered by group and 'dates from' to limit the total login figure to this academic year if required.

Any data in the report, filtered or unfiltered can be exported to CSV as required with one click.

Student logins

Use the filter below to refine your search

Filter

Group: Any ✕ Logins since: Any ✕

Export to csv

Name	Total logins	Last login
Nosipho Afolayan	14	01/12/2016 12:29:58
Triston Akerman	8	06/10/2015 15:48:25

Bug Fixes

Parents' Portal

When a parent switches children in the parents' portal, the last login data is now updated accordingly for the parent and child accounts that were switched to.

As admin when managing the parent portal, the last login date now shows the last login for that specific parent, rather than the last time any parent logged in for that child.

Blogs

Blog post highlighting in dashboard panels/blogs area. All posts are now tracked as being read individually.

Group Manager

The bulk group manager will no longer check the bin for files and folders when counting how many files the group has.

Forms

Form (.mlq) files can no longer have public links generated for them.

Any newly created form will correctly remember radio field selected options if the form reloads.

File manager

List view ordering preferences are now saved.

When a user with an Apple mobile device uses the file manager, clicking a file will now open the context menu.

The grey toolbar will only show relevant buttons if the contents do not exist on the VLE.

Category Lists

Fixed bug in category lists where colour picker only changes the colour of the top entry no matter which one you selected.

Large Microsoft Office files

Fusion will automatically detect if an office file is over 10Mb and download rather than attempting to open in Office online that doesn't open files above this size.

Calendar

Today's date now highlighted.

Next Release

Version 3.0 of Fusion is entitled “Fornax”, and will be available during the Summer Break.

Notable items for this release will be:

- The extension of the Comms Centre to incorporate additional audience types such as guests, teachers and students.
- A revised/enhanced version of the mobile app for teachers and students which will focus on informatics and improved display of important items. It will also include a more responsive design.
- Further and deeper integration with Microsoft Office 365.
- Improved aesthetics and layouts of the Fusion VLE with an enhanced interface.
- Faster and improved access to SIMS and iSAMS data.
- A range of new features for Homework, Tasklists and the Content Library.